


NEW

Metallics

An AMERICAN Source For Premier and Innovative Fasteners and Anchors



Zinc Plated Carbon Steel

Heavy-Duty Screw Anchor with Washer Head



Eliminates common interference issues.

The Heavy-Duty Screw Anchor with washer head is a high-strength screw anchor for use in cracked and uncracked concrete, as well as masonry.

The washer-head design is commonly used where a minimal head profile is necessary. The model is offered in sizes suitable for use in sill plate applications, and the washer head's low installed profile means modular wall and floor systems can be installed on top with no need for notching the wall framing to accommodate the anchor.

The anchor's 6-lobe drive eases driving and is less prone to stripping.



[CONTRACTOR APPROVED]



FEATURES AND BENEFITS

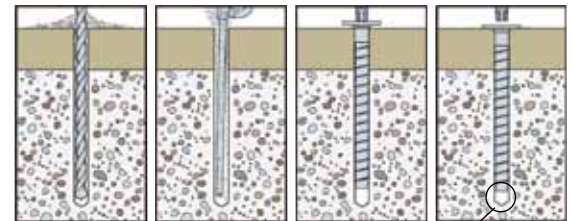
- Qualified in accordance with ICC-ES AC193 and ACI 355.2 for cracked and uncracked concrete for static, wind and seismic loading conditions
- Available in 1/2" and 5/8" diameters
- Standard fractional sizes — the hole size matches the anchor size
- No special drill bit required — designed to install using standard sized ANSI tolerance drill bits
- For added convenience, a 1/2" socket adaptor and two T-Drive bits included in each box
- Removable — ideal for temporary anchoring or applications where fixtures may need to be moved
- Washer head allows screw anchor applications incompatible with a hex head



1/2" Socket Adaptor




T-Drive Bit



1/2" minimum overdrill

Codes: ICC-ES ESR-2713 (concrete)

PART#	UPC#	DIAMETER	LENGTH	WT. PER PKG.	STD. PKG UM	SUGGESTED TRADE LIST PRICE
THDWH50600	31802	1/2	6	6.0	15	118.63/pk
THDWH50800	31804	1/2	8	10.0	15	235.74/pk
THDWH62600	31806	5/8	6	6.0	10	133.54/pk
THDWH62800	31808	5/8	8	8.0	10	224.44/pk
THDWH62100	31810	5/8	10	9.0	10	235.74/pk



Metallics ■ 229 Cross Street, Bristol, CT 06010
Tel 800-243-8272 ■ Fax 800-831-9358 ■ Email sales@metallics.us

Visit us online at:
www.metallics.us

